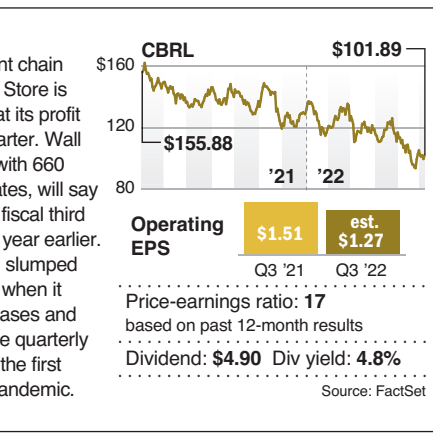


### Cracker Barrel results

Tennessee-based restaurant chain Cracker Barrel Old Country Store is expected to report today that its profit fell in the February-April quarter. Wall Street forecasts the chain, with 660 stores spread across 45 states, will say it made \$1.27 a share in its fiscal third quarter, down from \$1.51 a year earlier. Cracker Barrel shares have slumped about 23% since February, when it warned that rising COVID cases and slower demand would cause quarterly sales to fall sequentially for the first time since the start of the pandemic.



### J.M. Smucker reports results

Ohio-based jam maker J.M. Smucker is expected to report today that its earnings slipped by a penny to \$1.88 in its fiscal fourth quarter. Smucker, which also makes Jif peanut butter and Dunkin' coffee, plunged about 15% last month after it said it was voluntarily recalling some Jif-brand products in the U.S. and Canada because of potential salmonella contamination.




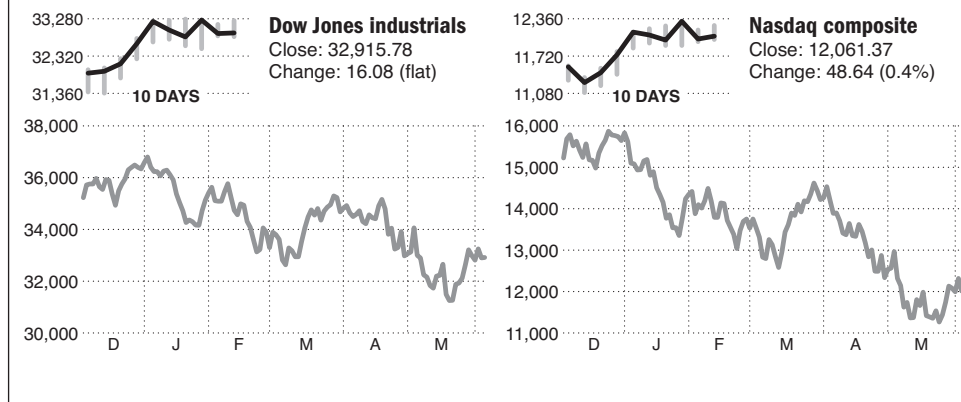
### Dave & Buster's Entertainment

Dallas-based restaurant and arcade chain Dave & Buster's Entertainment will report strong first-quarter earnings growth today, Wall Street expects. The chain of 144 restaurants across 40 states, Puerto Rico and Canada is forecast to make \$1.16 a share in the February-April quarter, up from 40 cents a year ago. Dave & Buster's has fallen about 16% since its last quarterly report in late March, worse than the Russell 2000 small cap index.



Closing price for Monday, June 6, 2022

## Money&Markets



The yield on the 10-year Treasury note rose to 3.03% Monday. Yields affect rates on mortgages and other consumer loans.

TREASURIES	LAST	PVS	NET CHG	1YR AGO
3-month T-bill	1.25	1.19	+0.06	.02
6-month T-bill	1.74	1.67	+0.07	.04
52-wk T-bill	2.20	2.16	+0.04	.05
2-year T-note	2.73	2.66	+0.07	.14
5-year T-note	3.03	2.95	+0.08	.78
7-year T-note	3.07	2.99	+0.08	1.23
10-year T-note	3.03	2.95	+0.35	1.56
30-year T-bond	3.19	3.11	+0.08	2.24

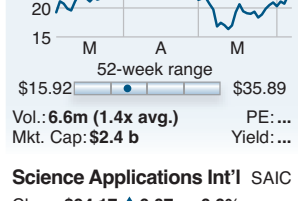
CONSUMER RATES	NAT'L AVG	WK AGO	6MO AGO	1YR AGO
48 month new car loan	4.47 ▲	4.45	4.43	3.56
Money market account	0.08 =	0.08	0.07	0.07
1 year CD	0.53 ▼	0.82	0.66	0.28
\$30K Home equity loan	7.23 ▼	7.27	6.84	6.46
30 year fixed mortgage	5.51 ▲	5.27	5.57	3.18
15 year fixed mortgage	4.72 ▲	4.57	4.81	2.51

### Story Stocks

U.S. stocks ticked higher Monday as Wall Street keeps wrestling with whether the economy will successfully avoid a recession amid rising interest rates and high inflation. The S&P 500, the Dow Jones Industrial Average and the Nasdaq rose.

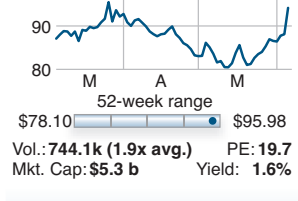
### Spirit Airlines

Close: \$22.20 ▲ 1.46 or 7.0%  
JetBlue raised its buyout offer for the airline, days after rival Frontier upped its own bid for Spirit.



### Science Applications Int'l

Close: \$94.17 ▲ 6.07 or 6.9%  
The information technology company beat Wall Street's fiscal first-quarter financial forecasts.



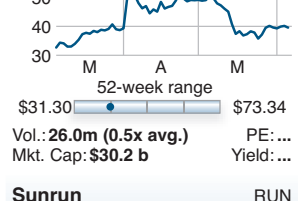
### Park Hotels & Resorts

Close: \$18.96 ▲ 0.51 or 2.8%  
The hotel and resort owner gave investors an encouraging financial update as demand improves.



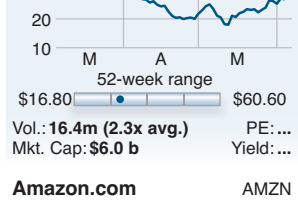
### Sunrun

Close: \$28.37 ▲ 1.59 or 5.9%  
Solar power companies rose following news that the U.S. will waive tariffs on solar panels.



### Amazon.com

Close: \$124.79 ▲ 2.44 or 2.0%  
The internet retail giant executed a 20-for-1 stock split.



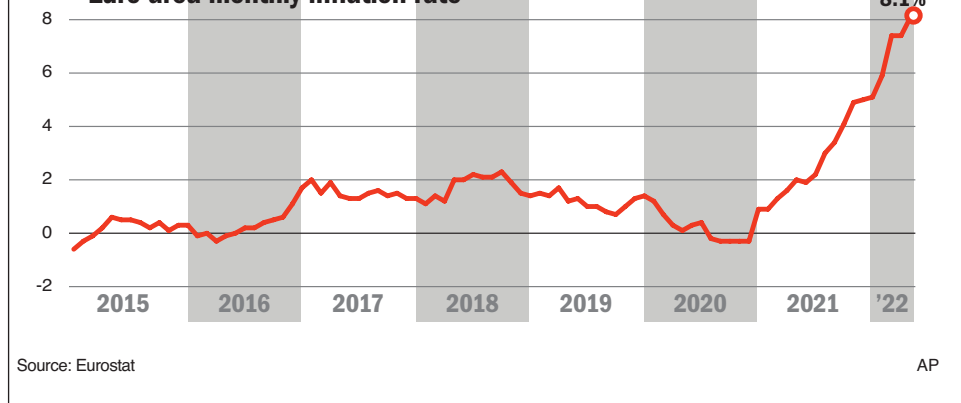
### StocksRecap

	NYSE	NASD	HIGH	LOW	CLOSE	CHG	%CHG	YTD
DOW	33,235.37	32,819.50	32,915.78	+16.08	+0.05%	-9.42%		
DOW Trans.	14,615.97	14,399.61	14,554.61	+109.77	+0.76%	-11.67%		
DOW Util.	1,030.37	1,021.38	1,022.60	+2.29	+0.22%	+4.26%		
NYSE Comp.	15,982.29	15,797.17	15,848.45	+51.28	+0.32%	-7.67%		
NASDAQ	12,245.40	12,004.20	12,061.37	+48.64	+0.40%	-22.91%		
S&P 500	4,168.78	4,109.18	4,121.43	+12.89	+0.31%	-13.53%		
S&P 400	2,549.26	2,521.13	2,535.77	+14.64	+0.58%	-10.78%		
Wilshire 5000	41,525.71	40,945.39	41,073.32	+127.93	+0.31%	-15.24%		
Russell 2000	1,903.51	1,881.73	1,889.89	+6.84	+0.36%	-15.83%		

## Europe's liftoff

Europe is getting ready for rate lift-off. The European Central Bank is widely expected to join the U.S. Fed, Bank of England and other central banks that have already started raising the cost of borrowing and ending bond purchases that have been used to stimulate the economy. ECB President Christine Lagarde and other officials have practically pre-announced the bank's path to rate normalization. It will revise its inflation forecast at Thursday's policy meeting and set the stage for a quarter-point rate rise to be decided at the July 21 meeting. The deposit rate benchmark, now minus 0.5%, should be back to zero or above by the end of the third quarter.

The reason: Record inflation that reached 8.1% in May and keeps running ahead of the bank's predictions. But while the Fed is signaling big half-point increases are coming, the ECB may move more gingerly with the European economy on shaky ground due to the war next door in Ukraine. Lagarde has said "gradualism" and "flexibility" will be her watchwords. So expect the ECB to move more slowly than its counterparts in Washington and London.



## Industry Spotlight Here comes the sun

Solar companies soared Monday after President Joe Biden invoked the Defense Production Act to increase U.S. manufacturing of solar panels while declaring a two-year tariff exemption on panels from Southeast Asia. The White House said Biden's actions aim to increase domestic production of solar panel parts, building installation materials, high-efficiency heat pumps and other components like cells used for clean-energy generated fuels.

The Commerce Department also announced a policy to allow for two years of duty-free access to solar cells and modules from Cambodia, Malaysia, Thailand and Vietnam. Duties on Chinese and Taiwanese imports of solar cells and modules remain, Commerce said. Biden is attempting to jumpstart an industry key to his climate change-fighting goals that advocates say has been disrupted by a federal investigation.

COMPANY	MONDAY'S CLOSE (CHANGE)	52-WEEK RANGE	P/E RATIO^	TOTAL RETURN 1YR	3 YRS*
Sunrun (RUN)	\$28.37 (+1.59)	\$17	61	Lost money	-33.0%
SunPower (SPWR)	18.88 (+0.50)	13	35	Lost money	-17.3
Array Tech. (ARRY)	13.57 (+2.07)	5	28	Lost money	-9.7

\*Based on past 12-month results \*Annualized Source: FactSet

### Commodities

Natural gas jumped over 9%, while U.S. crude oil slipped 0.3%. Wholesale gasoline fell 1.4% while heating oil closed nearly 2% higher. Gold fell and silver rose.

FUELS	CLOSE	PVS	%CHG	%YTD
Crude Oil (bbl)	118.50	118.87	-0.31	+57.6
Ethanol (gal)	2.16	2.16	...	+1.1
Heating Oil (gal)	4.36	4.28	+1.86	+87.3
Natural Gas (mm btu)	9.32	8.52	+9.37	+149.9
Unleaded Gas (gal)	4.19	4.25	-1.39	+88.2

METALS	CLOSE	PVS	%CHG	%YTD
Gold (oz)	1839.20	1845.40	-0.34	+0.6
Silver (oz)	22.07	21.89	+0.84	-5.4
Platinum (oz)	1030.00	1016.40	+1.34	+6.8
Copper (lb)	4.44	4.48	-0.85	-0.4

AGRICULTURE	CLOSE	PVS	%CHG	%YTD
Cattle (lb)	1.33	1.34	-0.58	-4.4
Coffee (lb)	2.38	2.33	+2.19	+5.1
Corn (bu)	7.43	7.27	+2.13	+25.2
Cotton (lb)	1.38	1.38	-0.32	+22.3
Lumber (1,000 bd ft)	600.30	623.30	-3.69	-47.7
Orange Juice (lb)	1.81	1.81	+0.30	+23.9
Soybeans (bu)	16.99	16.98	+0.09	+27.9
Wheat (bu)	10.93	10.40	+5.10	+41.8

Close and change figures reflect current contract

### Foreign Exchange

The U.S. dollar strengthened versus the Japanese yen, euro and Mexican peso. The greenback also rose against the Swiss franc, but fell versus the British pound.

MAJORS	LAST	CHG	%CHG	1YR AGO
USD per British Pound	1.2534	+0.0034	+2.7%	1.4161
Canadian Dollar	1.2574	-0.0011	-0.9%	1.2075
USD per Euro	1.0690	-0.0031	-2.9%	1.2165
Japanese Yen	132.01	+1.16	+8.8%	109.52
Mexican Peso	19.6080	+0.0391	+2.0%	19.9392

EUROPE/AFRICA/MIDDLE EAST	LAST	CHG	%CHG	1YR AGO
Israeli Shekel	3.3169	-0.0182	-5.5%	3.2512
Norwegian Krone	9.4292	-0.0106	-1.1%	8.3151
South African Rand	15.4536	-0.0841	-5.4%	13.4180
Swedish Krona	9.7998	+0.0317	+3.2%	8.2710
Swiss Franc	0.9713	+0.0088	+9.1%	0.8992

ASIA/PACIFIC	LAST	CHG	%CHG	1YR AGO
Australian Dollar	1.3904	+0.0041	+2.9%	1.2915
Chinese Yuan	6.6539	-0.0064	-1.0%	6.3952
Hong Kong Dollar	7.8442	-0.0003	-0.0%	7.7567
Indian Rupee	77.809	+1.00	+1.3%	72.897
Singapore Dollar	1.3767	+0.0010	+0.7%	1.3240
South Korean Won	1254.71	+2.36	+1.9%	1112.35
Taiwan Dollar	29.41	+0.04	+1.4%	27.66

## 25 Biggest Funds

FUND	NAV	CHG 4-WK	12-MO	3-YR	5YR
American Funds					
AmrcnBalA m	30.59	-0.1	+1.2	-3.1/A	+7.9/B
CptlIncBldrA m	66.79	+0.3	+2.0	-0.8/B	+7.2/B
GrfAmrcA m	57.06	+2.7	-6	-14.6/D	+12.8/C
IncAmrcA m	24.77	...	+1.3	+0.6/A	+9.2/C
InvCAmrcA m	45.66	+1.6	+1.5	-2.6/C	+12.7/D
WAMInvA m	56.31	+0.8	+6	+2.9/A	+13.3/C
Dodge & Cox					
Stkl	235.51	+2.1	+2.2	-0.6/D	+15.8/A
Fidelity					
500IdxInsPm	143.47	+4.5	+1	-1.2/B	+15.1/B
Contrafund	14.65	+0.7	+4	-10.9/C	+13.6/C
TtlMkIdxInsPm	114.75	+3.7	+4	-4.5/D	+12.5/B
PIMCO					
Inclnstl	10.99	...	+6	-5.3/	+1.7/
Vanguard					
500IdxAdmrl	381.50	+1.9	+1	-1.2/B	+15.0/B
InTTEAdmrl	13.62	-0.2	+2.0	-6.2/B	+0.7/A
InslIdxIns	350.13	+1.09	+1	-1.2/B	+15.0/B
InslIdxInsPlus	350.14	+1.01	+1	-1.2/B	+15.1/A
TrgtRtr2025Fd	18.06	...	-4	-7.7/	+7.0/
TrgtRtr2030Fd	33.92	+0.2	-5	-7.9/	+7.9/
TrgtRtr2035Fd	21.00	+0.3	-6	-7.8/	+8.8/
TrgtRtr2040Fd	36.92	+0.8	-6	-7.8/	+9.7/
TlMkIdxAdmrl	9.98	-0.06	+7	-9.4/B	-0.4/C
TlnSlIdxAdmrl	30.46	+1.15	+4.0	-13.3/C	+6.3/C
TlnSlIdxlnv	18.21	+0.9	+3.9	-13.3/C	+6.3/C
TlSMDxAdmrl	100.54	+3.3	+3	-4.6/D	+14.2/C
TlSMDxlns	100.55	+3.2	+3	-4.6/D	+14.2/C
WngtnAdmrl	73.75	-0.8	+1.5	-3.7/B	+8.9/B

### Stocks of Local Interest

NAME	TICKER	52-WK RANGE	◇CLOSE	CLOSE	CHG %CHG	WK	MO	QTR	YTD %CHG	1YR %RTN	P/E	DIV
AMC Entertainment A	AMC	9.70	64.96	11.95	-6.50	-4.0	▼	▼	▼	-26.1	-78.7	...
Adv Micro Dev	AMD	78.96	164.46	105.65	-65	-0.6	▼	▲	▲	-56.6	+32.5	41 1.60f
AeroClean Tech Inc	AERC	1.76	117.35	4.75	+2.38	+100.4	▲	▲	▲	-54.6	...	...
Amazon.com Inc	AMZN	101.26	188.65	124.79	+2.44	+2.0	▲	▲	▲	-25.1	-24.4	39 ...
Anheuser-Busch InBev	BUD	52.65	79.67	55.85	+3.2	+0.6	▲	▲	▲	-7.8	-27.5	24 1.10e
Apple Inc	AAPL	124.83	182.94	146.14	+7.6	+0.5	▲	▲	▲	-17.7	+21.6	24 0.92f
Bank of America	BAC	32.96	50.11	36.15	-0.4	-0.1	▼	▼	▼	-18.7	-12.2	11 0.84f
Benchmark Elec	BHE	22.25	31.40	26.11	+3.4	+1.3	▲	▲	▲	-3.7	-13.3	26 0.66
Berkshire Hath A	BRK/A	407,773	544,389	468,400	+750	+0.2	▲	▲	▲	+3.9	+8.5	8 ...
Brist Myr Sqb	BMV	53.22	78.61	75.25	+0.8	+0.1	▲	▲	▲	+20.7	+19.2	24 2.16f
CocaCola Co	KO	52.28	67.20	62.87	-1.0	-0.2	▼	▼	▼	+6.2	+17.9	28 1.76f
Con Edison	ED	71.17	101.12	98.10	+1.9	+0.2	▲	▲	▲	+15.0	+32.5	23 3.16f
DIDI Global Inc	DIDI	1.37	18.01	2.30	+4.5	+24.3	▲	▲	▲	-53.8	...	...
Dover Corp	DOV	127.04	184.04	133.19	-2.4	-0.2	▼	▼	▼	-26.7	-9.1	17 2.00
Elbit Systems	ESLT	122.85	238.97	209.28	+1.58	+0.8	▲	▲	▲	+20.2	+16.0	38 1.47f
Eversource Energy	ES	78.44	94.63	92.28	-0.2	...	—	▲	▲	+1.4	+17.5	